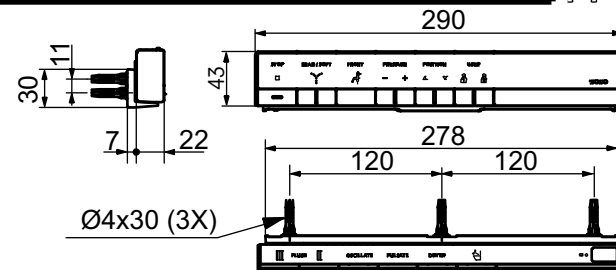

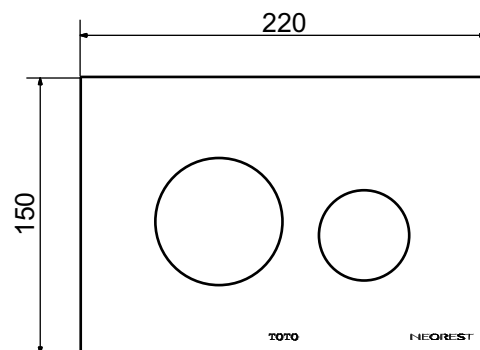


WATER CONNECT

ELECTRICAL CORD L=1000

SENSOR CABLE

PLUG BOX



Designation				<b>TOTO</b>	
<b>NEOREST SERIES</b> NEOREST AC/EW WASHLET					
Altered		Scale	1:10		<p>This drawing including the respective data may neither be duplicated nor modified nor altered without the consent of TOTO Europe GmbH. The usage of the data/technical drawings takes place at user's own risk and under exclusion of any liability of TOTO Europe GmbH and/or of the companies of the TOTO-Group. The indicated dimensions are not binding; products are subject to change. Measurements shown may be subject to small variations or are indicative.</p>
		Signed	T.G.		
		Date	10/06/2013		